



SP, laminated panel

Description:

PrintoLUX®-SP material is already used as a labelling standard by several plant and mechanical engineering companies. The sign material consists of several plastic resin types and fibre boards.

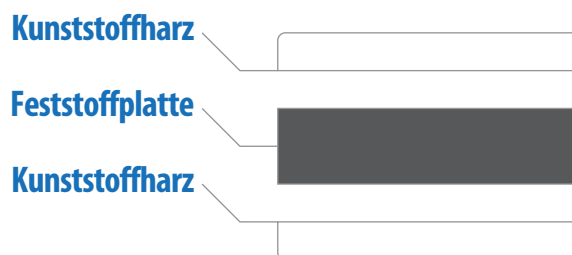
Certified PrintoLUX®-SP material is available in matt white. PrintoLUX®-SP material is supplied in the following material thicknesses:

- 2.0 mm
- 3.0 mm

Temperature resistance:

- Permanent resistance: Up to 80 °C
- Short-term resistance (30 minutes): Up to 125 °C
- Low temperatures: Down to - 10 °C
- The humidity must not exceed 65 percent relative humidity.

SP, laminated panel consists of the following components:



All production batches of PrintoLUX®-SP materials are subject to comprehensive testing before approval for further processing or sales:

- Wipe and abrasion test according to DIN 30643 with acetone, cellulose thinner, isopropanol, vinegar essence (35 percent) and soda solution
- Cross-cut test according to DIN EN ISO 2409:2007
- Pencil abrasion test with hardness grade 6 on four different print patterns

Applied tests

We consider high quality standards and transparent operating processes to be paramount elements. For this reason, all tests carried out by PrintoLUX are always completed, documented and archived as specified in correspondingly relevant standards.

PrintoLUX® ink used to print on PrintoLUX®-SP material has been put through the following comprehensive tests:

- Wipe and abrasion test according to DIN 30643
- Cross-cut test according to DIN EN ISO 2409:2007
- UV resistance test

PrintoLUX®-SP material has not been subjected to weathering tests as it is not designed for long-term outdoor use.

We have compiled the results and assessments of the corresponding tests on the following pages.

WIPE AND ABRASION TEST ACCORDING TO DIN 30643

Explanation:

This test simulates continuous rubbing at a defined pressure using filter paper or stamp material lined with a previously defined cotton cloth. The filter paper or cotton cloth is clamped onto the stamp material and coated with a previously defined chemical.

We have commissioned an accredited test institute to assess the wiping and abrasion resistance of printed PrintoLUX[®]-SP materials in matt white. The following parameters have been specified:

- ➔ Linear tester 249 by Erichsen
- ➔ Cylinder-shaped aluminium test stamp with a diameter of 25 mm
- ➔ 20 Newton contact pressure
- ➔ Abrasion fabric made of cotton
- ➔ 110 mm abrasion space
- ➔ Test involves 100 abrasion cycles (one cycle corresponds to twice 110 mm)
- ➔ Abrasion speed 1 second +/- 0.5 seconds for one cycle
- ➔ Visual assessment according to DIN EN ISO 4628-1 (Table 1)

Assessment table:

Rating (KW)	Intensity of the change
0	Unchanged, i.e. no perceivable changes
1	Very minor, i.e. changes just about noticeable
2	Minor, i.e. clearly visible changes
3	Moderate, i.e. very clearly visible changes
4	Severe, i.e. significant changes
5	Very significant changes

Table 1: Assessment criteria for wipe and abrasion tests.

The following chemicals are used for wipe and abrasion tests:

	Result CMYK colour area:	Result Black font:
➔ Acetone	0	0
➔ Cellulose thinner	0	0
➔ Brake fluid	0	0
➔ Premium petrol	0	0
➔ Isopropanol	0	0
➔ Spirit	0	0
➔ Plexinova paint stripper	0	0

The chemical blends AdBlue, Hakupur 700 BF, Oregon-MX-14 and synthetic hand perspiration solution (alkaline pH 8 and acidic pH 5.5) have been tested at an accredited test laboratory using exclusively PrintoLUX[®]-certified materials relevant within the automotive sector.

CROSS-CUT TEST ACCORDING TO DIN EN ISO 2409:2007

Explanation:

A cross-cut test involves six parallel cuts with a cross-cutter down to the substrate. Then six more cuts are produced at a right angle to the previous cuts. This results in a uniform pattern of squares. Masking tape with an adhesive force of 8 to 10 N/25 mm is applied to the resulting square before it is removed at an angle of around 60 degrees. The resulting grid is then assessed. Cross-cut ratings of 0 (outstanding adhesion) to 5 (very poor adhesion), abbreviated to GT 0 to GT 5, can then be assigned depending on the condition.

Assessment table:







Cross-cut rating	Description	Surface appearance
0	Edges of the cuts are completely smooth, none of the squares has chipped off.	
1	Small chips of the coating have chipped off at the cut grid lines. Chipped area does not significantly exceed 5 percent of the cross-cut test area.	
2	Coating has chipped off along the cut edges and/or on the cut grid lines. Chipped off area significantly larger than 5 percent, but not much larger than 15 percent of the cross-cut test area.	
3	Coating has fully (in wide strips) or partly chipped off along the cut edges and/or some squares have fully or partly chipped off. Affects a cross-cut test area significantly larger than 15 percent, but not much larger than 35 percent.	
4	Coating has chipped off along the cut edges in wide strips and/or some squares have fully or partly chipped off. Affects a cross-cut test area significantly larger than 35 percent, but not much larger than 65 percent.	
5	Any chipping that can no longer be assigned to any of the cross-cut test ratings.	

Table 2: Assessment criteria for cross-cut tests.

Result:

Evaluated cross-cut tests of PrintoLUX[®]-SP materials resulted in a rating of GT 0 (no visual chipping).

UV RESISTANCE TEST

Explanation:

PrintoLUX[®]-SP material is exposed to UV radiation amounting 0.65 W/m² emitted by a xenon radiation source for a duration of 2,000 hours. PrintoLUX[®]-SP material samples are printed with the PrintoLUX[®] process using the following colours:

- Yellow
- Pink
- Light blue
- Red
- Green
- Blue
- Black
- Orange
- Light green
- Grey

Result:

One of our laboratory service providers exposed the samples to radiation and visually assessed them by determining the individual remission value (optical density value factor) of the printed colour strips. Determinations of the visual density of individual colours prior to exposure and after 1,000 and 2,000 hours of exposure using measuring equipment produced excellent results. Changes in colour are hardly noticeable with the naked eye. We estimate the resistance of colour wedges under the influence of solar radiation in Central Europe to between five and eight years.

NOTE

Described test methods are applied depending on the label or sign and their application areas.

Given the extremely large number of possible applications and environmental conditions that can impact the labels, such as radiation, gases, temperature or aggressive substances (e.g. concentrated acids), PrintoLUX is unable to offer any warranty as to the suitability of the labels in all customer applications. Clients are therefore responsible for carrying out individual suitability tests for specific purposes. PrintoLUX is happy to offer the advice and support you need.

Please note that we can exclusively guarantee the specific, high print quality and its durability when using all components* making up our patented PrintoLUX® process.

*PrintoLUX® process components: PrintoLUX®-certified materials; water-based PrintoLUX® special ink; PrintoLUX® pre-treatment fluids; PrintoLUX® printing systems; PrintoLUX® heat units; PLX cleaning and pre-treatment cloths



PrintoLUX GmbH

Dürkheimer Straße 130

67227 Frankenthal

Tel.: +49 (0)6233-6000-900

Fax: +49 (0)6233-6000-910

E-Mail: kontakt@printolux.com